



Student

Ragin Cajun

Account

University of Louisiana at Lafayette

Assessment Started

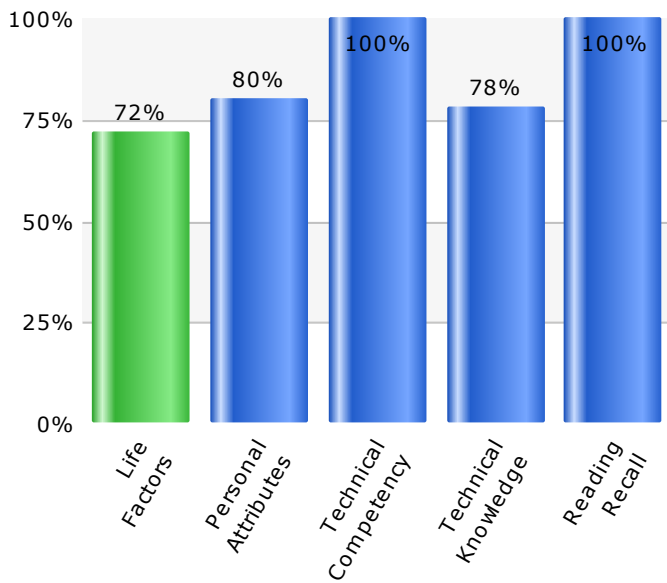
July 31, 2013 @ 11:23 PM CDT

Assessment Completed

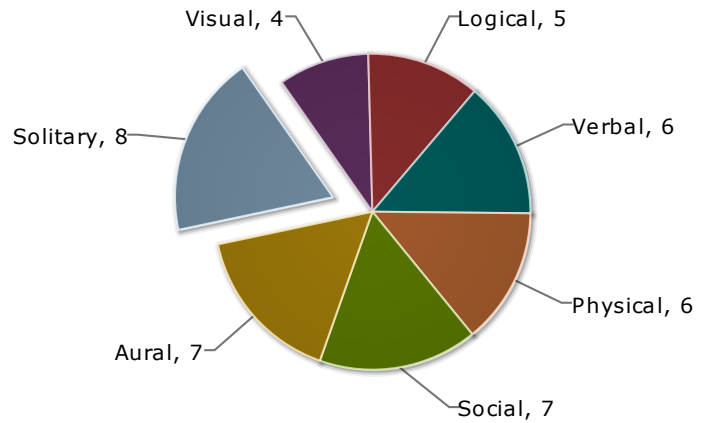
July 31, 2013 @ 11:49 PM CDT

Assessment Summary

General Summary

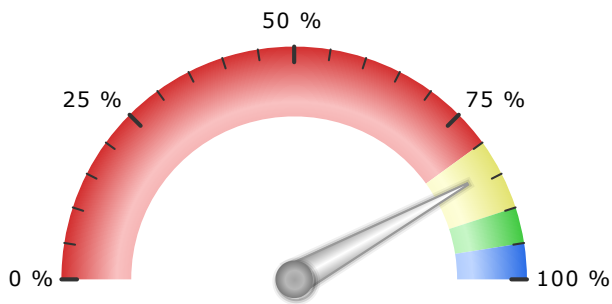


Learning Styles



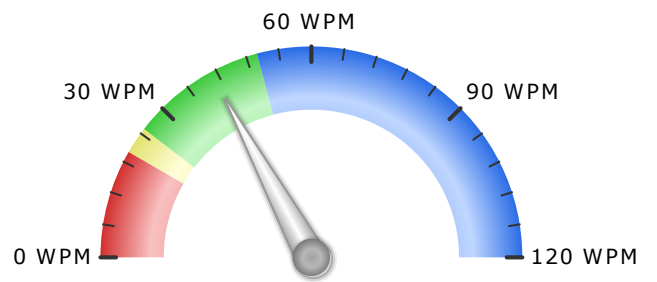
Your primary learning style is Solitary

Typing Accuracy



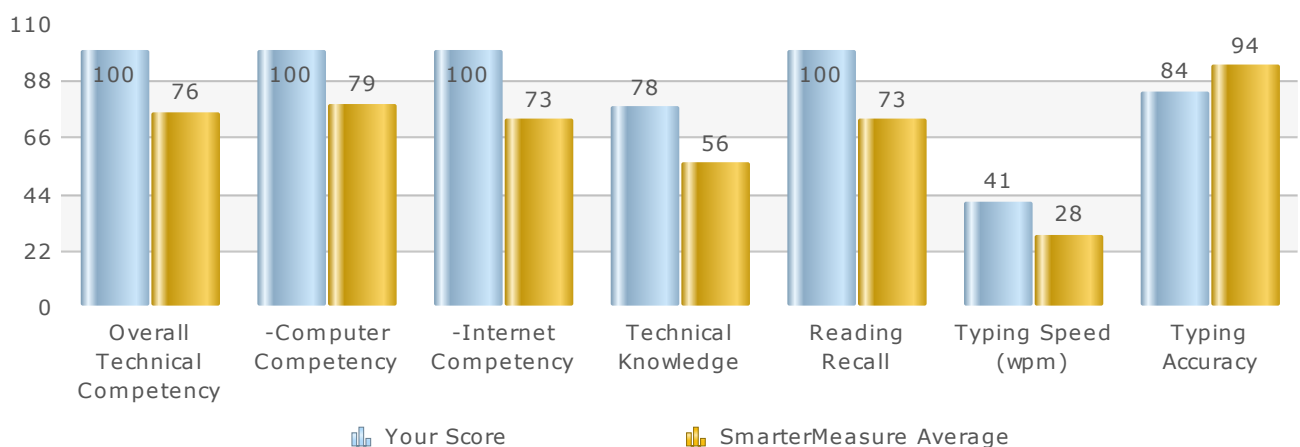
Measured at 84 %

Typing Speed



Measured at 41 WPM

Comparison To SmarterMeasure Averages




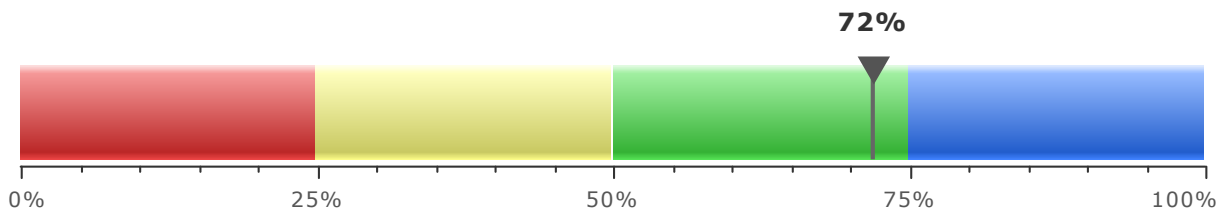
The SmarterMeasure average represents the average of all students from all schools who have taken this version of SmarterMeasure. These SmarterMeasure averages are automatically updated monthly.

Life Factors

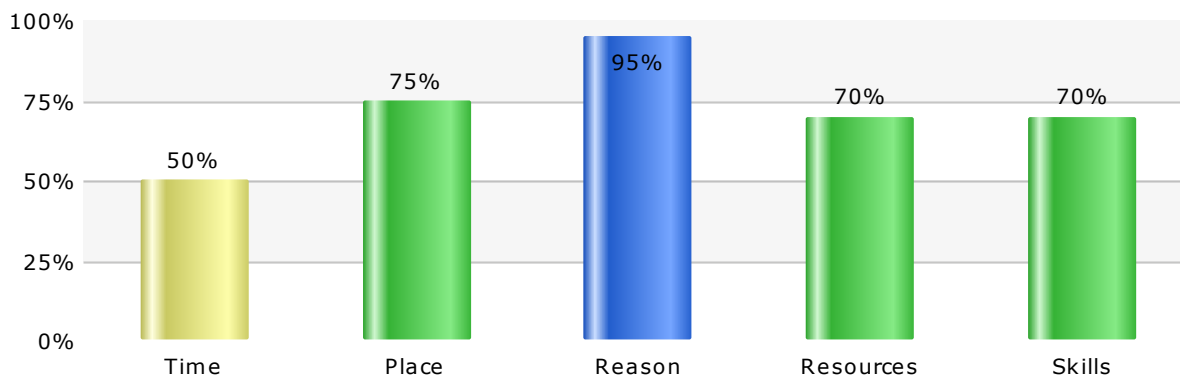
Many students strongly desire to continue their education. However, often other situations in life prevent them from being able to do so. The Life Factors section of SmarterMeasure asks questions about other elements in your life that may impact your ability to continue your education. The section measures five items: Time, Place, Reason, Resources, and Skills.

You may be able to modify circumstances which impact some of these life skills. If so, you are encouraged to take appropriate action to help yourself succeed. But some of the circumstances in life may be beyond your control. If this is the case, being aware of these realities and planning accordingly may be beneficial for you.

 The maximum possible score for this section is 100%. You scored a total of 72%. Your results for each of the five areas are below.



Detailed Item Results



2

Time

The amount of time you have available to participate in activities related to your school work is a **reasonable concern**. Your responses indicate that you have several other commitments that require personal time. Continuing your education is not an easy task and you must spend time participating in course activities and studying to be successful. Students taking online courses often plan to work on their courses late at night after all other daily duties and tasks are complete. This may be the only time of the day that is available, but realize that at that time of the day your mind and body may be exhausted. You are strongly encouraged to examine how you spend your time each day and find periods of time, even if they are small periods, during which you can focus on school work. Take a look at the resources provided below. They contain several practical suggestions about how you can effectively budget your time for school work.

A generally accepted rule of thumb for time spent with college classes is that you should expect to study about 2 to 3 hours per week for each unit of credit in a typical 16 week class. Based on this rule of thumb, a student taking 15 credit hours should expect to spend 30 to 45 hours each week with school work. Realize that this is similar to the time required of a typical job. Continuing your education requires a substantial investment of time. Of course, if you are working while you attend school, you will need to budget your time carefully. As a rough guideline, your studying time might be divided as follows.

If your course is	time for reading the assigned text (per week)	time for homework assignments (per week)	time for review and test preparation (avg. per week)	total study time (per week)

3 credits	1 to 2 hours	3 to 5 hours	2 hours	6 to 9 hours
4 credits	2 to 3 hours	3 to 6 hours	3 hours	8 to 12 hours
5 credits	2 to 4 hours	4 to 7 hours	4 hours	10 to 15 hours

3

Place

Your answers indicate that having an identified, appropriate place to study is a **minor concern** for you. It is good that you have thought about the places at which you can study. Now you may need to communicate to others about your plans and how you would appreciate their respect of your privacy while studying. Review the resources below for helpful tips on places to study.

Here are some helpful hints about creating an appropriate place to study. (1) Find an environment that suits you. Some persons prefer silence and some prefer background noise. (2) Select a comfortable place, but not so comfortable that you will fall asleep. (3) Claim the space as yours. Inform others the space is your study area and they are not to disturb items or you while in the space. (4) Avoid common areas such as kitchen tables or den couches. (5) Avoid multi-tasking. While you are studying close your email and do not participate in social networking. (6) Feed your stomach then your mind. If you are hungry you may not be able to focus and may be tempted to take frequent breaks to snack. (7) Be supplied. Keep all of the supplies such as pens, paper and highlighters at your study space. (8) Have a bright idea. Make sure that your study space has appropriate lighting.

4

Reason

Your answers have indicated that you have **well defined, strong reasons for going to school**. Keeping yourself motivated with the goal in mind is important as you take your courses. You are encouraged to write down the ways that going to school will benefit you. Occasionally review this list to stay motivated.

Several research studies have shown that the more education a person has, the more annual income they generate and the better their quality of life. Today, a college degree is an essential ingredient. Employers frequently use degrees as a way to screen applicants. Then even after you get the job your salary may be reflective of your educational credentials. On average, a person with a Master's degree earns \$31,900 more per year than a high school graduate—a difference of as much as 105%! So keep yourself motivated and your eyes on the prize.

3

Resources

Your answers indicate that the level of support and resources you have for going to school is an issue of **minor concern**. It is good that you recognize there are persons who can be your “cheerleader” to encourage you in the process. Give them a call or send an email letting them know you appreciate and need their support. If you have any gaps in your support network for items such as childcare, explore every possible option of assistance so that these factors will not be a road block to your educational progress. Read the resources below for more ideas about getting the support you need to be successful in going to school.

To be successful, you really need the support of others and the appropriate resources. To make sure that you have access to the financial resources to continue your education, talk to the financial aid office at your school. If you are concerned about having the physical stamina, consider getting a physical exam from your doctor. If you have family or friends who can support you in ways such as childcare, have a discussion with them about your plans for going to school and express how you would appreciate their support. If appropriate, have a discussion with your employer. Ask if the company has an educational reimbursement plan and any policies regarding studying while on the job or during breaks.

3

Skills

Your responses to this section indicate that you have had some success in the past with academic pursuits, but you are **moderately concerned** about your academic success now. Think about what you did in the past to be academically successful. Were there certain study strategies or ways that you received assistance? If so, find out about all of the resources for academic support that your school

currently provides. Many schools offer resources such as tutoring, writing support, etc. Review the resources below for more tips on being academically successful.

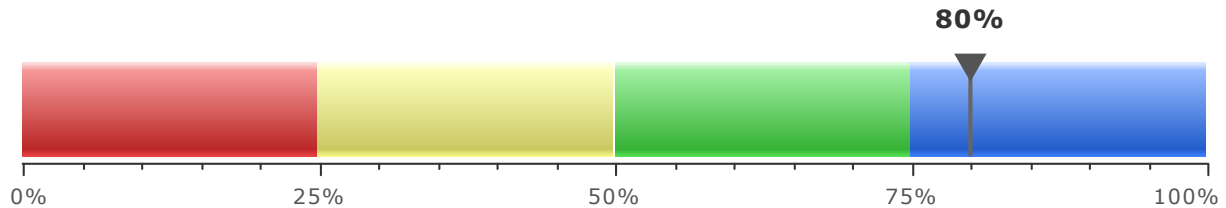
College is where you become more intelligent. You are not expected to be a genius to get in, just prepared enough to know how to work and willing to make the necessary sacrifices of your time and energy. Do you know how to study? Can you stick with a task until it is finished? Being successful in college is often as much attitude as aptitude.

Individual Attributes

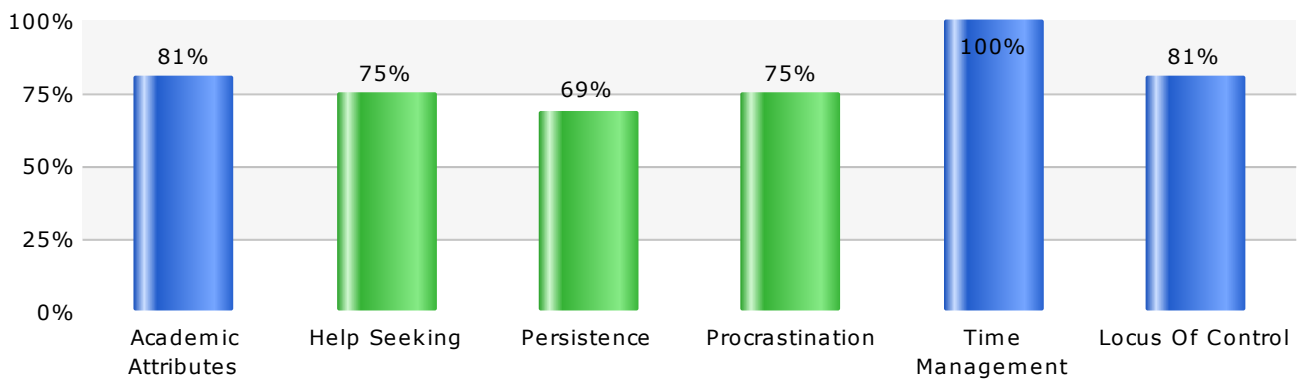
This section measures six items: time management, procrastination, persistence, academic attributes, locus of control, and willingness to ask for help. These attributes can be enhanced or improved through academic interventions. Ask your faculty member or academic advisor about the resources for remediation and/or support which your school may provide.



The maximum possible score for this section is 100%. You scored a total of 80%.



Detailed Results



4

Academic Attributes

Academic attributes reflect your history of success with academic pursuits as well as your perceived ability to perform well academically. **Your prior academic history indicates that you should not experience academic challenges.** Keep up the good work!

3

Help Seeking

The Help Seeking category reflects your willingness to ask for help when you encounter a problem. It is very important in an online course that you seek help from the faculty member or other appropriate person when you are confused about the course content or the online course process. **Your score indicates that you are moderately comfortable seeking help.** When you experience problems in your courses, do not waste time, but seek help soon.

3

Persistence

Persistence is a measure of your likelihood to finish what you started. **Your score indicates a moderate rate of persistence based on your prior experience.** During your courses you may have feelings of isolation or feel overwhelmed. At these times don't allow yourself to become discouraged and entertain ideas of dropping out. Hang in there!

3

Procrastination

Procrastination is putting off until tomorrow what could be done today. Because you may not face your teacher and fellow students each week, it is easy to delay starting work on assignments. **Your score**

teacher and fellow students each week, it is easy to delay starting work on assignments. **Your score indicates that you are somewhat likely to procrastinate.** You are encouraged to get started immediately on course assignments. Imagine how good it would feel to complete an assignment early.

4

Time Management

Courses have differing expectations regarding attendance and/or participation. However, a significant amount of time is still required each week for reading course materials. **Your score indicates that time management is not a problem for you.** However, it is recommended that you plan for a specific number of hours each week to work on course assignments.

4

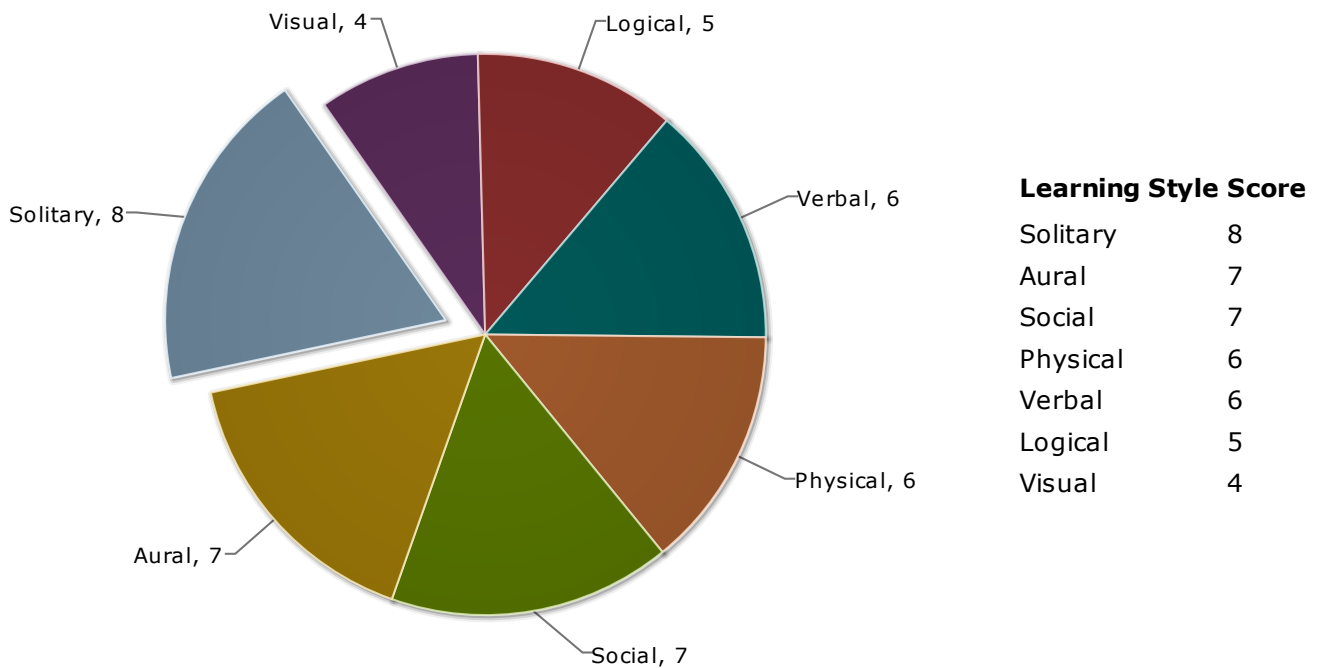
Locus Of Control

Locus of Control is a measure of the degree to which you feel that you are in control of what happens to you. A person with high (internal) locus of control believes that their experiences are controlled by their own skill or efforts. **Your score indicates a high degree of locus of control.** This attribute will serve you well since many courses require the student to take much initiative in the learning process.

Learning Styles

People learn differently. Some people are very comfortable reading large amounts of text. Others are more comfortable listening to someone speak or writing things down for themselves. A person's preferred "learning style" is the approach to learning that feels most natural to them. It is based on a combination of their experiences, strengths, weaknesses, and preferences. Everyone has a mix of learning styles, and some people have strong, dominant learning styles. There are no "right" or "wrong" learning styles. Most people tend to adapt their learning style to the context of learning. With practice a person can strengthen themselves in the learning styles that are least comfortable for them. When a person recognizes the learning styles that work best for them, they can then make a better informed decision about the ways that they approach learning new things.

i Your primary learning style is Solitary. You can view more information about each learning style in the expanded learning styles details located in the Appendix.



About Your Primary Style

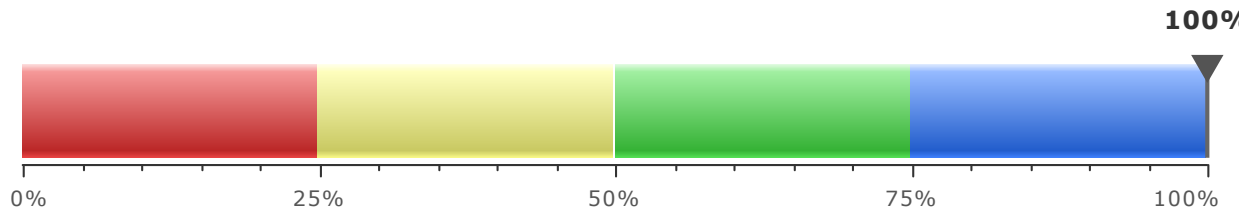
- Solitary (intrapersonal) – When it is time to focus on a learning task, you prefer to be alone.

i REMINDER: You can view more information about each learning style in the expanded learning styles details located in the Appendix.

Reading Rate & Recall

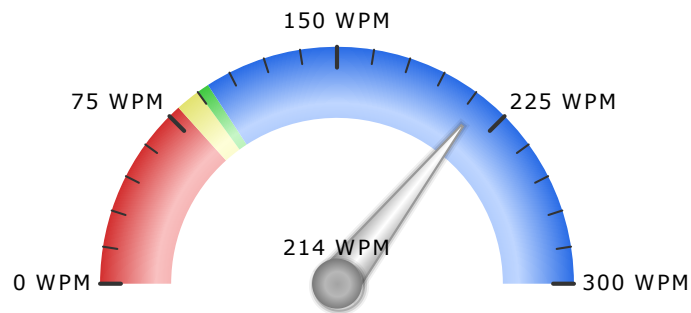
The average adult reading rate for English prose text in the United States is around 250 to 300 words per minute. Research shows that reading is around 25% slower from a computer screen than from paper. Thus you may slightly increase your results to find your speed when reading from paper.

i Your on-screen reading recall was measured at 100% as indicated below



i Your on-screen reading rate was measured at 214 WPM as indicated below

Reading Rate

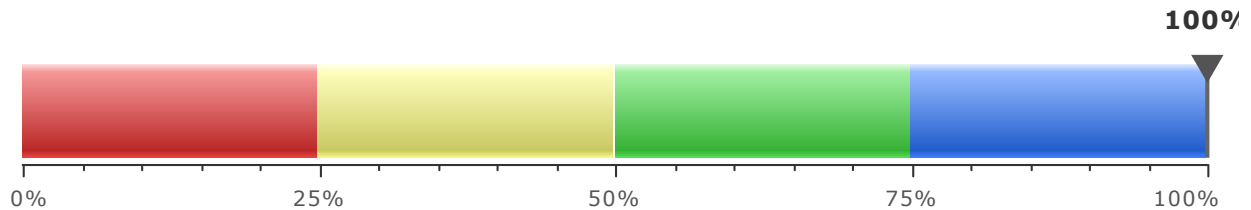


Technical Competency

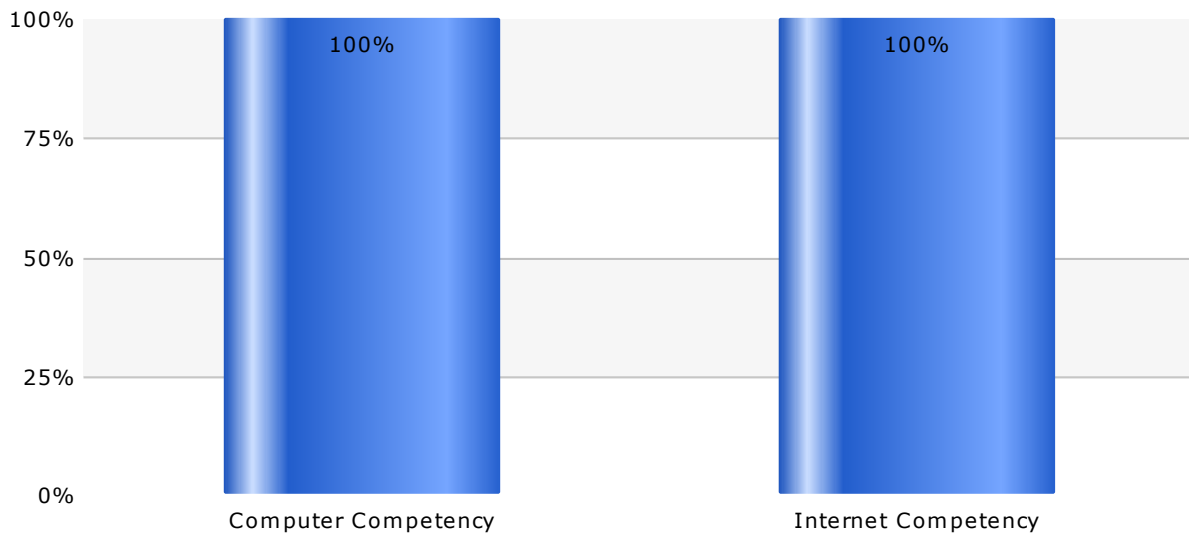
In order to participate in class, a student must have some way to get to the classroom. A student in a traditional class may drive a car on a highway to attend class, but a student in an online course "drives" a computer on the Internet (the Information Highway) to "attend" class.



The maximum possible score for this section is 100%. You scored a total of 100%.



Your score indicates that you have most of the basic skills needed to participate in your courses.



4

Computer Competency

Your responses indicate that you have considerable experience using your computer. Your computing skills will serve you well as you are continuing your education. However, there are always more things that you can learn to make yourself more efficient. You are encourage to take the time to use resources such as <http://www.techtutorials.com/> which offers thousands of free computer tutorials.

4

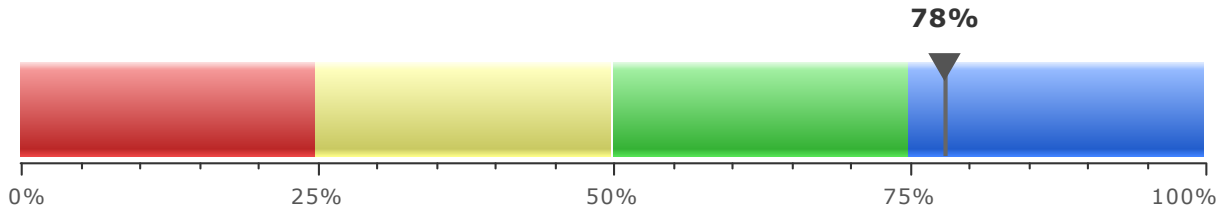
Internet Competency

Your responses indicate that you have considerable experience using the Internet. These skills will serve you well as you are continuing your education. However, there are always new and more powerful services becoming available on the Internet. You are encourage to take the time to use resources such as <http://www.internettutorials.net/> which offers several free tutorials on using the Internet.

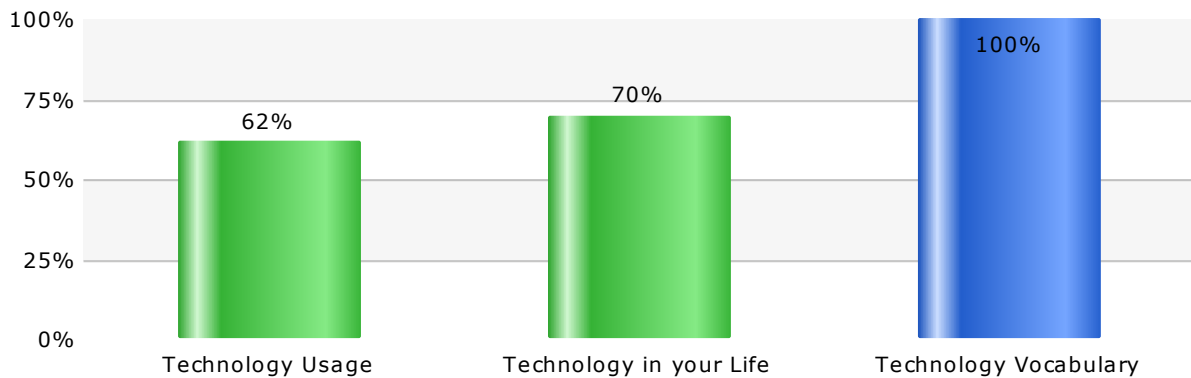
Technical Knowledge



The maximum possible score for this section is 100%. You scored a total of 78%.



Detailed Results



Technology Usage

You are quite organized and adept at using several technology applications. You will be able to use and sharpen these skills while taking your courses.



Technology in your Life

You are at a moderately high level of technology usage on this scale. Persons who regularly use several items of technology and who regularly complete tasks online will have the experience needed to be comfortable and confident taking courses. With this level of usage of technology in your regular routine you should be comfortable learning by using technology. However, try to stay informed about emerging technologies and learn to use them to your benefit.



Technology Vocabulary

You are at the highest level of technology knowledge on this scale. In courses some of the terms used on this assessment may be regularly used. You will be expected to know what the terms mean and how their meaning impacts your ability to learn. With your level of knowledge of technology information you should be able to excel in online courses.

Personal Computer/Internet Specification



Do you own a computer?:

Your answer: Yes

It is good that you own your own computer. You are encouraged to make sure that your virus protection is kept updated and that you regularly back up your files.



Estimate how many years old the computer is which you will use to participate in your courses.:

Your answer: 1 - 2

With a computer this new you should not have any problems accessing your online courses.

4

How do you connect to the Internet?:

Your answer: Cable\DSL\Fiber Optic

You should not experience problems connecting to your online courses using a cable, DSL, or fiber optic connection.

4

What type of operating system do you have on the computer?:

Your answer: Windows 8, Windows 7, Windows Vista, Windows XP, Windows 2000

You should not have any problems accessing online courses with this operating system.

Typing Speed & Accuracy

A student does not have to be an expert typist to succeed in a course. However, the faster you can type and the fewer errors you make will impact your ability to participate in your courses.

The average workplace typist reaches about 50 to 60 words per minute. The average web surfer comes in at around 30 words per minute, at a peak. Many courses require you to type as you participate in discussion boards, email the instructor, and compose papers. If you type slower than about 20 words per minute, you should consider using a resource such as www.learn2type.com. This resource is the leading FREE Web site that helps you master the skills of touch typing. Whether you're a typing expert or just a "hunt & peck" beginner, the interactive exercises in this Typing Tutor automatically adjust to your skill level. The better you get, the more challenging the typing exercises become. You can come and go as you please and pick up the typing lesson where you left off.

Gross Score: 49 WPM

Total Errors: 7

Net Score: 41 WPM

Time Elapsed: 52 seconds

Characters Per Minute: 311

Accuracy: 84%

Text Given:

Probably the greatest benefit of online education is the incredible convenience that it offers. Unlike a traditional class, online courses usually do not have regular meetings. There still may be due dates for assignments and exams, and you may have scheduled chat sessions.

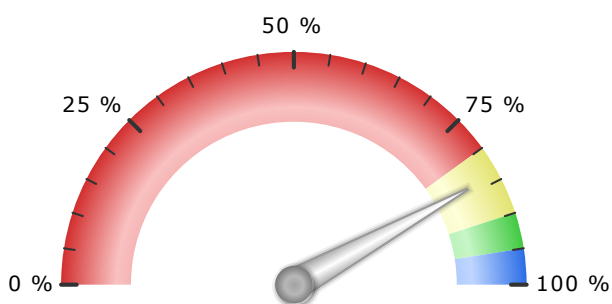
Text Typed:

Probably the greatest benefit of online education is the incredible convenience that it offers. Unlike a traditional class, online courses usually do not have regular meetings. There still may be due dates for assignment and exams, and you may have scheduled chat sessions.

Errors Found:

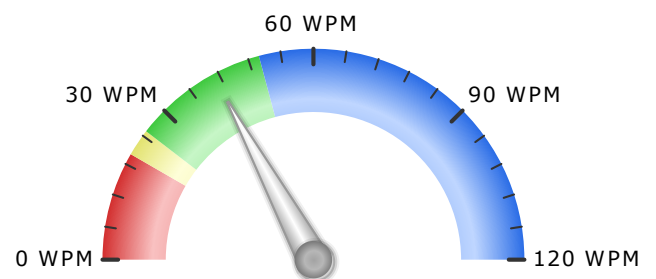
Probably the greatest benefit of online education is the **incredible convenience** that **it** offers. Unlike a traditional class, online courses usually do not have regular meetings. **There** still may be due dates for **assignments** and exams, and you may have **scheduled chat** sessions.

Typing Accuracy



Measured at 84 %

Typing Speed



Measured at 41 WPM

Average Typing Speeds

Top 10%	64 - 120 WPM
2nd 10%	56 - 63 WPM
3rd 10%	49 - 55 WPM
4th 10%	44 - 48 WPM
5th 10%	38 - 43 WPM <<< Your Score
6th 10%	34 - 37 WPM
7th 10%	30 - 33 WPM
8th 10%	26 - 29 WPM

9th 10%	21 - 25 WPM
Bottom 10%	4 - 20 WPM

Appendix

Resources For Support

A multitude of resources exist on the World Wide Web. Those listed here are just a small sample of what is available in terms of information or tutorials on the topics focused on in SmarterMeasure. Some of these sites are free; a few require a subscription or fee. To find more or different information beyond these sites, feel free to perform your own web search.

Life Factors

- [What It Takes To Be A Successful Student](#)
- [Stress Management](#)
- [Finding time to study – Tips from other student moms.](#)
- [Finding a place to study](#)
- [The Study Spot: Creating a Place to Get Your Work Done.](#)
- [Value of education](#)
- [The value of a college degree](#)
- [What good is a college education anyway](#)
- [Eight questions to ask before going back to school](#)
- [How to Find Free Money for College.](#)
- [College entrance exam study tips and strategies](#)
- [Am I smart enough to get into college?](#)
- [Take a free online IQ test.](#)
- [How do you find time to study? A practical guide including a time budgeting worksheet provided by Northern Virginia Community College](#)
- [The challenge: Finding time to study](#)
- [Study finds link between Facebook usage and low grades in college](#)
- [Budgeting time for studying.](#)
- [Effective study skills](#)

Individual Attributes

- [Goal Setting](#)
- [Motivation - "The Death Crawl"](#)
- [Motivation](#)
- [Motivation](#)
- [How to Stop Procrastinating](#)
- [10 Tips to Beat Procrastination](#)
- [Learning Styles](#)
- [Study Skills](#)
- [Maximizing Your College Experience](#)
- [Study Tips & Note-Taking Strategies](#)
- [Test Anxiety - Strategies To Help You Succeed](#)
- [Time Management](#)
- [Understanding & Conquering Procrastination](#)
- [Note-taking Skills](#)
- [How to Study](#)
- [Study Skills Help Information](#)

Learning Styles

- [Advice for Enhancing 3 Basic Learning Styles](#)
- [Advice on Bringing Your Learning Styles Into Balance](#)
- [Thinking and Learning Skills Course](#)
- [Discover Your Learning Style](#)
- [Successful Learning: Cycle through Learning Styles](#)

Reading Rate & Recall

- [Speed Reading Test Online](#)
- [Reading Rate Test & Improvement Techniques](#)

- [Reading Comprehension Lessons](#)

Technical Competency

- [Computer Tutorials](#)
- [Microsoft Office Training](#)
- [Web Searching](#)
- [Outline of Computer Literacy Skills](#)
- [How Stuff Works click on the computer option on the left menu](#)

Technical Knowledge

- [Outline of Computer Literacy Skills](#)
- [How Stuff Works click on the computer option on the left menu](#)

Typing Speed & Accuracy

- [Interactive Typing Lesson](#)
- [Listing of Touch Typing Tutors \(including freeware\)](#)
- [Typing Tutor Game](#)

Expanded Learning Styles Information

Solitary

Solitary (intrapersonal) – When it is time to focus on a learning task, you prefer to be alone.

Do you find that you can think best when you are not distracted by others? Have you ever found yourself retreating to a quiet place when it is time to study? Have you ever turned down an invitation to study with a group? Do you consider yourself to be introspective – aware of your own thoughts and feelings? Do you keep a journal or other private log? Are self-help books one of your favorite types of reading? Do you tend to select vacation places that are not too crowded? If these statements describe you, then you probably are inclined toward a solitary learning style.

Contrary to popular beliefs, people with a solitary learning style are not necessarily "loners." In fact they may really enjoy being around others and have many friends. But when it comes time to mentally focus on a task such as studying for a test, people with a solitary learning style feel more natural and can be more productive when alone.

Solitary learners are often typified as being "thinkers." Solitary learners enjoy a peaceful and quiet moment alone with their thoughts. Because of this, they are typically aware of their own thoughts and emotions. They often are highly motivated because they take time to assess their own accomplishments and goals.

A person with a solitary learning style may often say these phrases:

- I just need to get away for a while.
- I need some time to think it over.
- I need some "me" time.
- Silence is golden.

Implications for learning

What does being a "solitary" person like this mean to you as you attempt to learn new things? First of all recognize that there are no "right" or "wrong" learning styles. Often people with a solitary learning style may feel criticized by individuals with "social" learning styles. However, a wise person knows their own preferences and is confident in defending their choices. Express to your friends that it just feels more natural for you to study alone, and you appreciate their understanding of that.

If learning alone feels most natural for you, then plan time to be alone as a part of your educational activities. You may also need to plan for a space which is free from distractions.

Being alone can have advantages and disadvantages. The advantage of being able to focus more may be cancelled by the disadvantage of the lack of accountability. Even if you are a solitary learner, it is good to share your progress with another person so that they can help to keep you motivated. While your "study partner" may not be physically there with you as you study, they can check in on you to make sure that you are staying on task.

If, while studying, you find that you do not understand something, don't spend too much time trying to "figure it out for yourself." Don't hesitate to call someone else such as a classmate or the instructor. This may prevent you

from wasting considerable time.

Resist the temptation to use your alone time which should be used for studying for other pleasures such as napping, electronic games, or non-education related reading. Keeping a journal of the amount of time that you spend actually studying may be a beneficial exercise.

Take advantage of the fact that you are alone. This may allow you to talk out loud to yourself as you are studying. You may also find it useful to even role play situations by yourself. You can also use the private time to strengthen your aural learning styles by putting course content to music and singing the songs to yourself to help you remember the information.

Aural

Aural (auditory-musical) - You find that using sound and music in your learning environment is a good strategy.

Do you seem to most often have a "song in your head?" Do you find yourself regularly strumming your fingers or tapping your pencil? Can you sing well or play a musical instrument? Have others commented that you have strong musical abilities? When you hear certain songs, does it evoke strong emotions? If this describes you, then you most likely have an aural learning style.

A person with an aural learning style may often say these phrases:

- That sounds good to me.
- That name rings a bell.
- Your voice is "music to my ears."
- I am "tuning you out."
- I hear you loud and clear.

Implications for learning

So what does being an "aural" person like this mean to you as you attempt to learn new things? One of the most often used advantages is that aural learners can "set facts to music" which helps them to learn the information. Aural learners can often "make up a song" about a concept to serve as a memory aid. Examples of this include "The President's Song" or "The Alphabet Song" which young learners use early in their education.

Another useful technique is to have music playing in the background as you are studying. Aural learners often report that they can focus much better when music is present than in silence. Some even report that during a test they can recall a song that was playing while they were learning certain facts.

Even persons with low levels of aural learning styles may find it useful to think of a popular jingle from a television commercial and "put the facts to music" using the rhyme and rhythm of the jingle as a memory aid.

A final strategy for aural learners is to identify music that motivates them. Perhaps it is a song like "Eye of the Tiger" which stirs motivation. Then when beginning an exam or learning activity, the person can be humming that song to themselves to boost their motivation and confidence.

Social

Social (interpersonal) – You feel most comfortable learning when you are surrounded by others.

Have others described you as a "people person?" Does being around friends seem to energize you? Do you feel sad or fatigued if you have to spend long periods of time alone? Are you the type of person that others come to when they just need to talk about something? Have others commented that you are a good listener or conversationalist? Do you find that studying in a group is beneficial? Does your understanding of something increase when you can "bounce your ideas off of someone?" Do you enjoy games that involve other people? If these ideas describe you, then you have a social learning style.

A person with a social learning style may often say these phrases:

- Let's get together on that.
- We can work it out.
- What do you think about that?
- We do better when we pull together.
- There is no "I" in "team."

Implications for learning

What does being a "social" person like this mean to you as you attempt to learn new things? Try to involve other classmates in your learning process as much as possible and when appropriate. Realize that this may not only help you, but them as well.

Being a social learner has strong advantages and disadvantages. Studying in a group can help you understand

things better than perhaps you could on your own. A classmate may phrase something even better than the faculty member did. The energy and accountability that the group can provide can be a real plus. However, recognize that groups can often be distracted from the task at hand just by one or two persons in the group. Often groups can waste quite a bit of time with "socializing" that is not connected to learning. If you are studying with a group, plan to take frequent breaks to allow for informal and off-the-topic discussions. Then get back on task as quickly as possible.

Many social learners avoid participating in online courses because they fear they will miss the social interaction. While it is true that online courses do not typically provide face-to-face contact, there are many ways in which socialization can occur even in an online course. Ask your faculty member for permission to email the class to form an online study group. Many online courses provide tools such as group chat, discussion boards, and group email functions.

If you find that the tasks associated with continuing your education cannot be taking place in a very social environment, be sure to plan for time away from your studies for social interaction. If you do not, you are likely to get discouraged in your course work.

Physical

Physical (kinesthetic) - You like to be actively involved in learning by using your hands, body, and sense of touch.

Have you ever found that you can think clearly when you are exercising or doing something like going for a walk? Do you often find yourself getting up from your desk just to move around? Do you enjoy physical activities like sports and making things with your hands? If so, then you have a tendency toward the physical learning style.

A physical learning style can exhibit itself in many ways. It may be that you like doing detailed tasks with your hands such as sewing or carving. You may enjoy "getting your hands dirty" with manual labor like gardening. Or it could be that you seem to have a strong sense of feel to notice differences in textures or fabric. You could be the type of person who seems to "talk with their hands." As a child you may have been inclined to take your toys apart just to see how they worked.

A person with a physical learning style may often say these phrases:

- This feels like the right thing to do.
- I can't get a handle on the situation.
- Let's keep in touch
- I follow your drift.
- They need to get a grip.
- That idea just does not sit right with me.
- My gut instinct is...

Implications for learning

What does being a "physical" person like this mean to you as you attempt to learn new things? Some physical learners report that they feel trapped or confined in a lecture classroom. Just listening to someone else talk does not appeal to them. They feel the desire to "get up and move around."

When you find yourself in a lecture class, it should help if you are active with taking notes. The act of taking notes will keep your hands and mind busy. As things are being described try to imagine what they would feel like if you were actively doing them. For example, if you are studying about forests try to imagine going on a hike. Think about the sensations of walking up a steep hill. Imagine how tired your legs and feet would feel. Identify what sounds you might hear and the smells you might encounter.

As you are preparing your study materials, use physical objects as much as possible. This may be in the form of flash cards for math or manipulatives to help you organize mathematical concepts. If you are studying a subject like biology, as much as possible try to actually hold, touch, and feel the objects being studied.

Experiential learning is a beneficial learning technique for all types of learners, but especially for physical learners. Experiential learning is when you get out of the classroom or away from the computer and actually "experience" what you are studying. Reflect on your elementary learning experiences. It may be that you recall the "field trips" as much as any other learning strategies. As an adult learner you may need to craft your own "field trips."

If possible, you may also find it useful to do role playing to "act out" the concepts that you are studying. For example, if you are in a psychology course exploring topics related to hyperactivity, you might benefit from replicating the behavior of a hyperactive person.

Verbal

Verbal (linguistic) – You prefer to be able to describe the new information that you are learning by using words.

Has anyone ever called you a "wordsmith?" Do you excel at word games ranging from crossword puzzles to tongue twisters to word related board games? Do you seem to have a knack for making up rhymes or acronyms? Do you consider your vocabulary to be more robust than most others? Do you look up the meaning of words that you do not know? If these questions relate to you, then you have a verbal learning style.

A person with a verbal learning style may often say these phrases:

- Put it in writing.
- I need to talk to you about something.
- Did you mean to say this word?
- In other words...
- Let me spell it out for you.

Implications for learning

What does being a "verbal" person like this mean to you as you attempt to learn new things? Recognize that being a "verbal" learner can be a real advantage, especially in an online course. There are many learning strategies that may come naturally for you and be quite effective. Consider using these learning strategies:

1. Read the content of the course out loud to yourself. Verbal learners pick up on clues when they can both see and hear words.
2. Make use of acronyms when memorizing or organizing content.
3. Talk out loud to yourself and put the course content in your own words.

Logical

Logical (mathematical) – When it comes to understanding and remembering new information, you feel most comfortable when you use logic, reasoning, and systems thinking.

Do you enjoy word puzzles such as crosswords or math puzzles such as Sudoku? Can you conduct basic or even moderately complex math computations in your head? Do you find comfort in setting a financial budget and/or keeping a to-do list and checking things off? Do you often rank-order the items on your to-do list? Do you find yourself sometimes identifying flaws in someone else's reasoning? If these statements describe you, then you have a tendency toward being a logical learner.

A person with a logical learning style may often say these phrases:

- Now that really seems logical.
- It just makes sense to me.
- The facts speak for themselves.
- I am going to check that off my list.

Implications for learning

What does being a "logical" person like this mean to you as you attempt to learn new things? As a logical learner you are naturally inclined to want to understand something rather than just memorizing facts. This can be a strength or a weakness. Use your natural curiosity to deeply understand the concepts in your courses, but don't allow yourself to get too bogged down in something that you do not understand. Some have called this "analysis paralysis." Recognize that at times when preparing for a test, memorization is appropriate.

Use your natural organizational skills for your benefit. Make lists of all the things you need to study, and reward yourself by checking them off upon completion.

A logical person enjoys a mental challenge. If you are feeling mentally fatigued by your course content, it may actually rejuvenate your thinking to take some time out and work a crossword or math puzzle.

Finally, understand that not all people are as logical as you in their approach to learning. You may find that you have completed your assignments far ahead of your classmates. Do not be critical of others if they do not keep up your same pace or use the same orderly process toward learning that you use.

Visual

Visual (spatial) – You seem to comprehend new information when you can see a picture or graphic to illustrate it.

If someone asks you for directions, do you tend to draw them a map? Do you typically find that you have a "good sense of direction?" Can you easily remember where you parked your car in a large parking lot? Do you often find yourself "doodling" while taking notes? If these ideas seem to describe you, then you are likely a visual learner.

A person with a visual learning style may often say these phrases:

- Let me show you.
- I can picture it in my mind.
- I can see his face, but I can't remember his name.
- I don't look at it that way.

Implications for learning

What does being a "visual" person like this mean to you as you attempt to learn new things? With the evolution of the Internet, there has never been a better time to be a visual learner. Using a search engine, one can easily locate images and diagrams for most concepts covered in a course. Take advantage of these resources.

In addition to the visual resources which you can find online, there is benefit to drawing things out for yourself and/or visualizing things in your mind. You may find it beneficial to draw concept maps to illustrate related ideas. Make use of your impulse to scribble by producing items that are related to the course content.

Organizing information using colors may be especially beneficial for you. As you take notes, underline or highlight items using colors.